

SCHEDULE OF ACCOMMODATION

Affordable Housing 30%

1No. Evans	4Bed	99m ² (1066 ftsq)
1No. Lincoln	3Bed	94m ² (1011 ftsq)
2No. Wilson	3Bed	94m ² (1011 ftsq)
3No. Windom	2Bed	71m ² (767 ftsq)
4No. Flat	1Bed	52m ² (555 ftsq)
SUB TOTAL:	11 UNITS	

4 Beds: 1	(9.1%)
3 Beds: 3	(27.3%)
2 Beds: 3	(27.3%)
1 Beds: 4	(36.3%)

Private Housing 70%

2No. Ingram	4Bed	130m ² (1400 ftsq)
3No. Evans	4Bed	99m ² (1066 ftsq)
3No. Lincoln	3Bed	94m ² (1011 ftsq)
1No. Wilson	3Bed	94m ² (1011 ftsq)
5No. Turner	3Bed	93m ² (1001 ftsq)
11No. Windom	2Bed	71m ² (767 ftsq)
SUB TOTAL:	25 UNITS	

4 Beds: 5	(20%)
3 Beds: 9	(36%)
2 Beds: 11	(44%)

TOTAL UNITS: 36


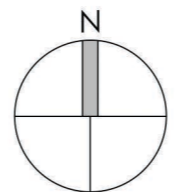
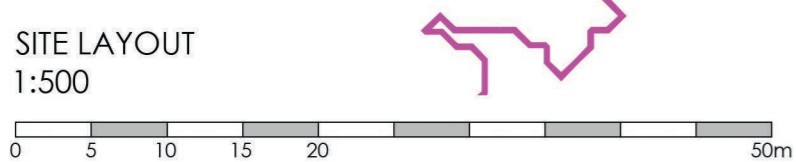
ALLOCATED PARKING SPACES: 74

VISITORS PARKING SPACES: 15

TOTAL CAR PARKING SPACES: 89

KEY

-  Current Trodden Footpath
-  1 in 100 Year + 45% Flood Level Boundary
-  Proposed Footpath
-  Zone 1 Root protection zone (RPA)
-  Existing trees
-  Proposed trees
-  Proposed hedgerow
-  Existing hedgerow
-  Bio retention area
-  Connection point to proposed footpath/grazing land
-  Existing boundary gates to be retained.
-  Existing boundary gates to be relocated.
-  Relocated boundary gate position.
-  Hampshire/ West Sussex County Boundary line
-  Visitors parking spaces
-  Garden gate location



Project	NEW DWELLINGS EMS WALK EMSWORTH PO10 7QL
Client	HAMPSHIRE HOMES
Status	PLANNING
Scale	1:500
Author	JP
Checked	RR
Date	24/10/18

Drawing	SITE LAYOUT - DRAFT
Job-Dwg Number	17017B-PL-2-02
Rev.	A
 JAMES POTTER ASSOCIATES www.jpca.design JPA - PORTSMOUTH Suite 1, Winter Works, Road 118 Winter Road Southsea, Portsmouth, PO4 8DS T: +44(0)2392 911 000	